



### District Report Card: 2017


<b>State:</b> West Bengal	<b>District:</b> Bankura
<b>Class:</b> 3	<b>Subject:</b> Language
<b>Schools:</b> 61	<b>Students:</b> 1050


### Participation/Coverage


#### Students

GENDER 	Boys		Girls	
	Number	%	Number	%
	529	50.38	521	49.62

AREA 	Rural		Urban	
	Number	%	Number	%
	962	91.62	88	8.38

CATEGORY 	SC		ST		OBC		GEN	
	Number	%	Number	%	Number	%	Number	%
	440	41.90	50	4.76	161	15.33	399	38.00

CWSN 	LD	VI	HI	S&LD	ID	Oth
	2	0	0	1	1	26

Management 	Government		Government-aided	
	Number	%	Number	%
	622	59.24	428	40.76

### Average Performance of Students in Language (%)

Overall	Gender		Area		Management		Social Group			
	Male	Female	Rural	Urban	Govt.	Aided	SC	ST	OBC	GEN
70.93	72.36	69.48	71.51	64.62	69.20	73.46	68.70	68.40	71.93	73.32

## Performance on Learning Outcomes (LOs)

Learning Outcomes	Description	Average Performance(%)
L304	Reads small texts with comprehension i.e., identifies main ideas, details, sequence and draws conclusions	73.23
L312	Reads printed scripts on the classroom walls: poems, posters, charts etc.	66.34

Range of Performance of Students who Answered Correctly							
Below 30%		30% - 50%		50% - 75%		Above 75%	
Number	%	Number	%	Number	%	Number	%
81	7.71	130	12.38	317	30.19	522	49.71

### Lowest Performing Learning Outcomes (LOs)

1 - Reads printed scripts on the classroom walls: poems, posters, charts etc. (66.34)

2 - Reads small texts with comprehension i.e., identifies main ideas, details, sequence and draws conclusions (73.23)